



**THE  
PARADOX  
LEADER**

PARTICIPANT  
GUIDE

**FREEDOM**

Copyright © 2020 by Jason Bachman

All rights reserved. No part of this publication may be reproduced, distributed, or transmitted in any form or by any means, including photocopying, recording, or other electronic or mechanical methods, without the prior written permission of the publisher, except in the case of brief quotations embodied in critical reviews and certain other noncommercial uses permitted by copyright law. For permission requests, write the author addressed "Attention: Permissions " at [talkingdonkeypress@gmail.com](mailto:talkingdonkeypress@gmail.com).

Talking Donkey Press  
Battlefield, MO  
[www.talkingdonkeypress.com](http://www.talkingdonkeypress.com)

Ordering Information:  
For details, contact [talkingdonkeypress@gmail.com](mailto:talkingdonkeypress@gmail.com).  
Download @ [www.talkingdonkeypress.com](http://www.talkingdonkeypress.com)

Printed in the United States of America.

First Edition



## TABLE OF CONTENTS

|   |           |
|---|-----------|
| <b>SESSION 1 - WHO DID GOD MAKE ME TO BE</b>                          | <b>7</b>  |
| <b>SESSION 2 - BRINGING OTHERS ON THE JOURNEY</b>                     | <b>13</b> |
| <b>SESSION 3 - LEADING IN LIFE; YOU CAN DO THIS</b>                   | <b>17</b> |
| <b>SESSION 4 - THE AGGRESSIVE SURRENDER OF INFLUENTIAL LEADERSHIP</b> | <b>25</b> |
| <b>SESSION 5 - LEADING WITH OTHERS IN MIND</b>                        | <b>31</b> |
| <b>Key Activities and Quick Reference Points</b>                      |           |
| Life Statement Activity   | 10-11     |
| Tips on Role Alignment  | 12        |
| Cheat Sheet for Effective Leadership                                  | 15        |
| Assignment: 7 days for new thinking                                   | 18        |
| Going Deeper: Scripture Definitions for Winning at Work               | 20        |
| Solutions to Common Life Issues                                       | 23        |
| Tips to Strengthen Surrender and Trust                                | 26        |
| Trust Application   | 28        |
| Scripture Reading: Practical Ways to Serve Others                     | 32        |
| Fill in the Blank Answers   | 74        |

# Participant Guide

---

## Objectives

1. To learn who God created me to be.
2. To learn how to help lead others one step at a time.
3. To learn how to lead my habits, work, and Bible studies. To learn solutions to common life challenges.
4. To increase my trust in the work of the Holy Spirit.
5. To discover how leading in compassion, evangelism, and influence can change the world.

## Attitude

The Individual Paradox Leader Summit course is designed to help an individual deepen trust in the work of the Holy Spirit. Upon completion of this course, an individual will be suited to lead a group Paradox Leader Summit experience.

## Materials

- Bibles or Bible App
- PARADOX Participant Guides - download and print
- Pens

## Activities

- Included in Participant Guide
-

# THE PARADOX LEADER



# SESSION 1:

## WHO DID GOD MAKE ME TO BE?

### Opening Reading:

Scripture reading:

*Genesis 1:26 - Then God said, "Let Us make man in Our image, according to Our likeness; let them have dominion over the fish of the sea, over the birds of the air, and over the cattle, over all the earth and over every creeping thing that creeps on the earth." (ESV)*

*Psalms 139:14 - I praise you, for I am fearfully and wonderfully made. Wonderful are your works; my soul knows it very well. (ESV)*

### Activity: Take the Spiritual Gifts Test

Link: <https://gifts.churchgrowth.org/spiritual-gifts-survey/>

#### Your Dominant Gifts



#### Administration

The results of your Spiritual Gifts Inventory indicate that your number one dominant gift is ADMINISTRATION!



#### Exhortation

The results of your Spiritual Gifts Inventory indicate that your number two dominant gift is EXHORTATION!



#### Teaching

The results of your Spiritual Gifts Inventory indicate that your number three dominant gift is TEACHING!



### Reflection: Results of the Test

- ✓ Is this what you thought?
- ✓ Were there any surprises?
- ✓ Disclaimer – there are other tests that can help you identify your spiritual gifts

### Main Idea (Teaching/Discussion):

Having “

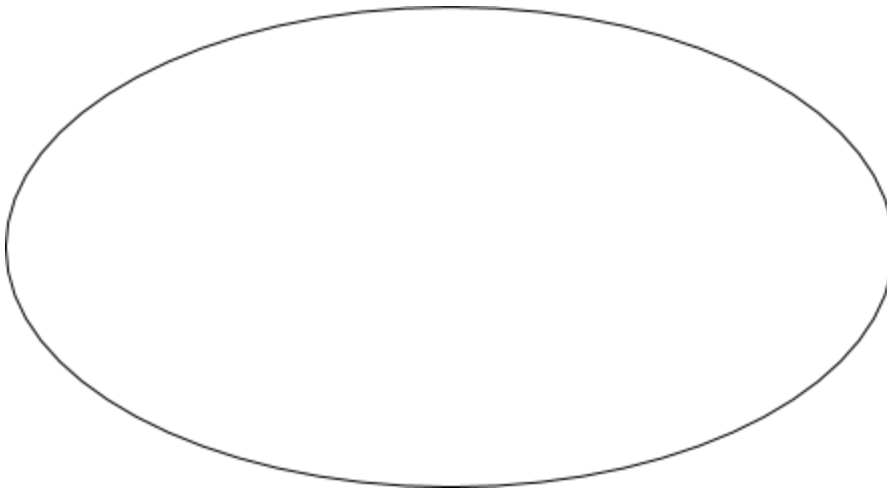
“ in the world begins with

“

“ who God created me to be.

### Action Step:

1. Write down a lie that the enemy has told you in the circle below:



2. Now draw a line through it like a “No U-Turn” sign.

3. Pray into, and believe what God shows you the truth of being created in His image.





## Activity: Take the Personality Test

<https://www.16personalities.com/>

16Personalities

Personality Types Academy Members Area

Log In View Results

**“It’s so incredible to finally be understood.”**

Take our Personality Test and get a “freakishly accurate” description of who you are and why you do things the way you do.

Take the Test →

### Reflection: Results of the Test

- ✓ Is this what you thought?
- ✓ Were there any surprises?
- ✓ How can you use these tests to better your relationships?

### Reflection: The Personality Types

- ✓ Why do you think certain personalities attract/repel?
- ✓ What is one personality trait that you like?
- ✓ What is one personality trait that you tolerate?



## **In Class Assignment: Create a Life Statement**

1. Write your mission statement. This is who you are and what you do. (This statement reflects your present state.)

Components of your mission statement:

**Your name:**

**What brings you joy:**

**I'm able to:**

**I get out of bed because:**

*An example:*

**I enjoy helping people. I'm able to communicate clearly, and I get up everyday hoping I'll have the chance to make a difference.**

2. Write your vision statement. This is who God is making you to be. (This statement reflects your future.)

Components of your vision statement:

**God is working in me to create:**

**I hope to see this accomplished in my lifetime:**

**My legacy will be remembered as:**

*An example:*

**God is working in me to expand my patience. I believe God is calling me to use my talents in the marketplace as a mission. People will remember my kindness and encouragement of other people.**



3. Write your life's statement in a sentence or less. These are the values you will live by. (This statement reflects your day to day journey)

Some Examples

*My name is John. My life's statement is: helping others, loving people.*

*My name is Julie. My life's statement is: living generously, leading well and serving God*

*My name is Natasha. My life's statement is: loving my family, serving others.*

**Assignment To Work On: Write Your Life Statement**



## Final Thoughts: My Role Alignment

*1 Corinthians 12:18-20 - But as it is, God arranged the members in the body, each one of them, as he chose. If all were a single member, where would the body be? As it is, there are many parts, yet one body. (ESV)*

### Tips on Role Alignment

1. *Your life statement will help you focus more clearly on your life assignment.*
2. *Celebrate other people's accomplishments.*
3. *Don't seek validation to affirm your life statement. Aggressively trust the work of the Holy Spirit to teach you how to fulfill your life statement.*
4. *Ingrain your life statement into your thinking, your memory and your actions.*
5. *Your life statement becomes your personal mantle (glory, cloak, inner attributes) and defines your role in the Body of Christ.*

## Conclusion: Embrace Your Lane

1. We can influence the world when we know who God created us to be.
2. God created me with special gifts and personality traits.
3. My life's statement is the summary of who I am and where I'm going.

## This week:

Complete your Mission/Vision Statement

## Next Session:

*Relationships in the Body of Christ: Bringing Others on the Journey*



# SESSION 2:

## **BRINGING OTHERS ON THE JOURNEY**

### **Opening Discussion: Read the Statement**

Read to yourself:

A person doesn't have to be an expert on something to lend credibility to a subject. You don't have to be the expert disciple to show another person the next step in their spiritual walk with God. You don't have to be a financial whiz to show someone how to manage one week's income. *You simply have to be willing to help someone take the next step in his or her personal and spiritual development.* If you can help people develop their lives and participate in the Kingdom harvest, you'll have done what Jesus was telling his disciples to pray for. That way you'll never have to work alone.

- ✓ What do you think of this paragraph?
- ✓ Does this make leading others a little less intimidating? How?
- ✓ What do you think Jesus' method of leadership was?

### **Scripture Reading:**

*Matthew 9:37-38 Then he said to his disciples, "The harvest is plentiful, but the laborers are few; therefore pray earnestly to the Lord of the harvest to send out laborers into His harvest." (ESV)*



**Main Idea (Teaching/Discussion):**

If “  
can “  
“ does what God calls them to do, we  
“ the “

**Scripture Reading:**

*Nehemiah 4:6 - So we built the wall. And all the wall was joined together to half its height, for the people had a mind to work.*

**Main Idea (Teaching/Discussion):**

“  
everyone to “  
“ rebuilt an entire wall by convincing  
“ what was *in front of them*.

**Action:**

Write down three things (or more) you are good at and could teach someone else:

---

---

---

---

---



## Reflection: Applying Teaching Points

- ✓ Do you find it difficult to explain what you do to someone else?
- ✓ How could you replicate what you do by teaching it to someone else?
- ✓ How important is having patience in this process?

## Summary of Jesus' Model of Leadership: Matthew 4:22-23, 9:35

Show – demonstrating what something looks like or how something works with action.

Work – working with people requires good communication of the “how” and the “why”.

Replicate – do the process of *Show* and *Work* and depend on the Holy Spirit to empower.

### Cheat Sheet for Effective Leadership

Jesus communicated these things to the disciples:

- Who they were to work with (audience)
- What they were to say (message)
- What they were to do (action)
- What they were to take with them (supplies)
- What they were to expect (potential reaction from their audience)
- Encouragement that He was with them (power for accomplishing the task)



## **Action: Applying These Principles**

- ✓ In what part of your life could you immediately apply one of the principles?
- ✓ How can you immediately improve your communication in daily life?

## **Conclusion: You Can Lead Others**

1. Leadership stems from the willingness to help someone else take the next step in their life.
2. God has given each person the ability to replicate.
3. We can change the world when everyone does their part.
4. Jesus provides a model of discipleship that is not complicated, you simply have to be willing to share the credit.

## **This week:**

Read the section of Jesus' Model of Leadership included in this lesson.

## **Next Session:**

*Leadership tools for common areas of life*





# SESSION 3

## LEADING IN LIFE; YOU CAN DO THIS

### Opening Reading:

Scripture reading:

*Romans 12:2 Do not be conformed to this world, but be transformed by the renewal of your mind, that by testing you may discern what is the will of God, what is good and acceptable and perfect. (ESV)*

### Main Idea (Teaching/Discussion):

Leading my habits begins with my “ ”

### Activity:

Write down two (or more) habits you would like to change right now..

---

---

---

---

---

---

---



## Reflection:

- ✓ Why is it difficult to change habits?
- ✓ How do habits help us accomplish God's purposes in our lives?
- ✓ What good habit(s) would you like to form?

## Assignment: 7 days for new thinking

- Think about the benefit a new, good habit could bring.
- Think about the actual steps you need to make this habit a reality.
  - **Write them down.**
- Plan your schedule to accommodate these new steps.
- Start your new habit.
- Continue your new habit even if you miss a day. Start over again.
- Repeat the process with another new, good habit.

**Write down the one habit you are going to address.**

•

**If you change this habit, what will happen?**

•

**Write down two action steps you can immediately take to begin the change:**

•

•

**What time(s) will you do this?**

•

**Who are you telling to help keep you accountable?**

•



**Main Idea (Teaching):**

**Leading in my workplace happens when I work for an**

“

“

**Scripture Reading:**

*Colossians 3:22 - Bondservants, obey in everything those who are your earthly masters, not by way of eye-service, as people-pleasers, but with sincerity of heart, fearing the Lord. (ESV)*

**Reflection:**

- ✓ What is one lesson that has stuck with you during your working career?
- ✓ Why do we tend to make this more difficult than it needs to be?

**Activity:**

Write down three things (or more) you would like to do with your working career or post-working career.

---

---

---

---

---



- ✓ What are two things you can do to make that happen?

- 
-

## **Going Deeper: Scripture definitions for winning at work**

(Colossians 3:22)

Bondservants is a metaphor defined as one who gives himself up to another's will those whose service is used by Christ in extending and advancing his cause among men (blueletterbible.org).

Earthly Masters: he to whom a person or thing belongs, about which he has power of deciding; master, lord. (In modern day definitions, this is a boss or manager ...not a slave master or owner of people.)

Not by way of eye service: service performed [only] under the master's eyes, for the master's eye usually stimulates to greater diligence and his absence, on the other hand, renders sluggish. (This talks about working hard only when the boss is watching)

As people pleasers: studying to please man, courting the favour of men (this may be "office politics")

But with sincerity of heart: denotes the center of all physical and spiritual life (this is our attitude towards our work...are we fully committed or just counting the hours till the weekend? The best employees and bosses are committed whole-heartedly because they really work for God.)

Fearing the Lord: to reverence, venerate, to treat with deference or reverential obedience. (We live to give honor to God in all areas of our lives. There is no divide between secular/sacred when we are children of God.)



## Main Idea (Teaching):

Leading a Bible study is as simple as: Scripture “  
people “ “ and  
you facilitate “ “.

## Activity:

Read through the following Bible study example. (next page) (additional Bible study examples in Appendix).

## Definition of the boxes:

**Community** – scripture and discussion related to our relationships with others.

**Personal Development** – scripture and discussion related to our personal growth/habits/and development

**Spiritual Development** – scripture and discussion related to our walk with God.

**Leader Development** – scripture and discussion related to becoming leaders and helping further the Kingdom of God.



**BIBLE STUDY - MATTHEW CHAPTER 16**

|   |  |
|---|--|
| <p style="text-align: center;"><b><u>Community</u></b></p> <p><u>Scripture: Mt. 16:1-4 Helping people spot the signs.</u></p> <ul style="list-style-type: none"> <li>● The religious leaders wanted Jesus to show them a sign that He was the Messiah. What do you think of His response to them?</li> <li>● How would you respond to someone demanding a miracle from you?</li> </ul> <p><u>Application Point:</u><br/>Is there a person in your life who might need your help but is afraid to ask?</p>   | <p style="text-align: center;"><b><u>Personal Development</u></b></p> <p><u>Scripture: Mt. 16:5-12 Listening helps.</u></p> <ul style="list-style-type: none"> <li>● How do you deal with mistakes?</li> <li>● As you correct situations, are you more inclined to listen or try to figure it out on your own?</li> </ul> <p><u>Application Point:</u><br/>The disciples missed the point of what Jesus was saying because they may have thought he was talking about bread. Think about occurrences where you might have missed the point of what God was trying to tell you because you were too busy trying to fix things yourself.</p> |
| <p style="text-align: center;"><b><u>Spiritual Development</u></b></p> <p><u>Scripture. Mt. 16:15-23 Setting your mind on things that matter.</u></p> <ul style="list-style-type: none"> <li>● When have you been perplexed by God’s ways of doing things? Provide an example.</li> <li>● Why is it difficult to see things as God sees them?</li> <li>● What are some of the ways you train your mind to focus on God?</li> </ul> <p><u>Application Point:</u><br/>Focus follows obedience. Just because something is not turning out well doesn’t indicate that it will always be that way.</p> | <p style="text-align: center;"><b><u>Leader Development</u></b></p> <p><u>Scripture: Matthew 16:24-26 Surrender precedes influence.</u></p> <ul style="list-style-type: none"> <li>● What does “taking up your cross” mean to you?</li> <li>● How does your ability to follow affect your future leadership?</li> <li>● Are there some things you might be afraid to lose? (Possibly rhetorical)</li> </ul> <p><u>Application Point:</u><br/>This is the key to personal influence in this life: denying ourselves and following Jesus.</p>  |



## Q&A Leading in Life Discussion:

### SOLUTIONS TO COMMON LIFE ISSUES:

Problem: Someone won't communicate during conflict

Solution: Calm emotions, set meeting time, get a witness if necessary, look for both people to win

Problem: Someone is always running late

Solution: Discuss time management issues, emphasize how it shows a lack of respect, start without them

Problem: Someone says they will be there but does not show up

Solution: Discuss what you expect when someone gives their word, ask if they really want to be part of this project/ministry, ask them what makes them excited about something, plug them in there

Problem: Someone starts something but doesn't finish

Solution: See if they need help, discuss their time commitments elsewhere, ask if they fear failure of completion, farm out responsibilities to others who are willing to help, discuss Jesus' model of Show, Work, Replicate

Problem: You Ask

Solution: You Solve

**Send additional problem/questions to [talkingdonkeypress@gmail.com](mailto:talkingdonkeypress@gmail.com). We may use your questions in a Q&A format on the Talking Donkey Press YouTube platform.**



## **Conclusion: You can lead and have influence where God places you**

1. With a renewed mind, we can change any aspect of our lives.
2. Our leadership goal is to help others know God.

### **This week:**

Work on renewing your leadership mind by using the steps listed in this lesson.

Assignment: Review Bible study lessons and lead your family or friends in one of the discussion boxes.

Review: Bible study resources, time management resources, prayer focus resource located in Appendix.

### **Next session:**

Is there a secret to influential leadership?





# SESSION 4:

## THE AGGRESSIVE SURRENDER OF INFLUENTIAL LEADERSHIP

**Opening Question: What does it take to learn total trust?**

### **Scripture Reading:**

*Isaiah 26:3 - You keep him in perfect peace whose mind is stayed on you, because he trusts in you. (ESV)*

Meaning of Trust:

1. to trust, trust in
2. to have confidence, be confident
3. to be bold
4. to be secure

### **Main Idea (Teaching):**

**If any of these “**

**” are missing in our lives,**

**our trust is “**

**”.**



## Reflection: Applying the Teaching Points

- ✓ What are some things in your life that make you feel less confident, insecure or afraid?
- ✓ How would you begin practicing total trust in the areas that cause you stress?
- ✓ What is your biggest obstacle to completely trusting God with your life?

### Tips to strengthen surrender and trust:

**Redefine your finish line.** God is not done writing your story. Your mental finish line may be God's starting line.

**Let God author your dreams.** Release the seeds of your dreams into the hands of God. Fruit only comes through death of the seed.

**Trust the work of the Holy Spirit in people who answer to you.** Release responsibility and trust your people to complete. Equip them as if you expect success, not failure.

**Trust the work of the Holy Spirit in the people you answer to.** God has placed them in your life for a reason; to *sharpen*, to *sand*, or to *strengthen*.

**Release your right to drive your life.** Give God the ability to steer you into new things. Don't be afraid to start over.



**Prayer Focus:**

Write down a thing in your life you have trouble giving to God. (Example: finance, control, healing, calling, or unanswered prayer.)

**The thing(s) that is keeping me from total trust in God:**

---

---

This week: Continue to confess and release this in personal prayer.

**Activity: Matching Acts of God**

Match God’s solutions to personal situations.

Some examples: redemption, restoration, forgiveness, healing, preparation for calling.

| LIFE SITUATION       | GOD’S SOLUTION |
|----------------------|----------------|
| Sickness             | Healing        |
| Loss of job          |                |
| Broken mental health |                |
| Personal bankruptcy  |                |
| Infertility          |                |
| Betrayal             |                |
| Disappointment       |                |



**Trust Application: Trust requires discernment of activity - do what YOU can, let God do what HE can.**

**Trusting God in your finances:**

What can you do? (budget, steward, be generous)

What can God do? (vision of entrepreneurship, increase in promotion, keep you balanced)

**Trusting God in your leadership:**

What can you do? (effective communication, lead by example and clear vision, serve others by working with them)

What can God do? (open doors and close doors, provide favor, create avenues of influence - people seek you out, lead you through failure or success)

**Trusting God in your health:**

What can you do? (eat, sleep, exercise correctly, eliminate toxic thinking that leads to stress, be thankful, steward your body as a temple)

What can God do? (heal, reveal causes of health problems, renew vision for your health)

**Trusting God in your relationships:**

What can you do? (think of others more than yourself, care deeply for those entrusted to you, forgive offenses,

What can God do? (give you a heart to love others, heal you of your trauma, provide perspective of what the other person is going through)

**Trusting God in your: (name a life situation)**

---

**What can you do?**

---

**What can God do?**

---



## Reflection: Applying the Matching Activity


- ✓ How have you discovered God's faithfulness in your life?
- ✓ Looking back, how would you have changed your conduct through various trials?
- ✓ Have you been embarrassed by your lack of trust in God's faithfulness? Care to share?

## Conclusion: You Can Learn Trust.

1. The level of our trust (surrender) determines the level of our influence.
2. The best way to learn trust is to apply it in the context of your greatest fear, stress, or disappointment.
3. You can increase your trust by practicing role alignment. Give God what is His to work with, focus on your own job.

## This week: (and ongoing)

For a deeper dive into the aggressive surrender idea, read *Paradox: Developing Your Influence Through Surrender*, by Jason M. Bachman (ebook available everywhere)



## Next Session:

*Practical servant leadership for a hurting world.*



## THE PARADOX LEADER



# SESSION 5

## LEADING WITH OTHERS IN MIND

### Main Idea (Teaching):

Reaching the poor is about helping others realize their God-given

“

“.

### Scripture Reading:

*Proverbs 13:23 The fallow ground of the poor would yield much food, but it is swept away through injustice. (ESV)*

### Reflection:

- ✓ What are some definitions of poverty?
- ✓ Why do you think God cares so much for the broken?
- ✓ How can we go beyond giving things away, to helping people in poverty discover/implement their potential?



## Scripture Reading: Practical ways to serve others

Scripture reading:

*Matthew 25:35-40 For I was hungry and you gave me food, I was thirsty and you gave me drink, I was a stranger and you welcomed me, I was naked and you clothed me, I was sick and you visited me, I was in prison and you came to me.' Then the righteous will answer him, saying, 'Lord, when did we see you hungry and feed you, or thirsty and give you drink? And when did we see you a stranger and welcome you, or naked and clothe you? And when did we see you sick or in prison and visit you?' And the King will answer them, 'Truly, I say to you, as you did it to one of the least of these my brothers, you did it to me.'*

### Activity:

From the scripture examples, write down a few places where you can serve in your community.

---

---

---

### Main Idea (Teaching/Discussion):

“

“ to reach unsaved people.

### Scripture Reading:

*2 Timothy 4:5 - As for you, always be sober-minded, endure suffering, do the work of an evangelist, fulfill your ministry.*





## Definition:

### **Evangelist:**

1. A bringer of good tidings
2. An evangelist
3. the name given to the NT heralds of salvation through Christ who are not apostles

## Scripture Reading:

*Acts 1:8 - But you will receive power when the Holy Spirit has come upon you, and you will be my witnesses in Jerusalem and in all Judea and Samaria, and to the end of the earth."*

## Reflection:

- ✓ What are some fears/obstacles you have in sharing your faith?
- ✓ Would some of those fears be reduced if we adopted the definition of an Evangelist as a bearer of good tidings?
- ✓ How can you make evangelism a normal part of your life?

## Activity/Assignment for This Week:

Find someone you know. Take 30 seconds to tell your story of salvation.

- ✓ First, work on telling your story in 30 seconds.
- ✓ Emphasize the main points of what God has done for you.
- ✓ Find someone to tell.



## Main Idea (Teaching/Discussion):

Influence works best in “ \_\_\_\_\_ ” and

“ \_\_\_\_\_ ”.

## Scripture Reading:

*2 Corinthians 10:13-16 - But we will not boast beyond limits, but will boast only with regard to the area of influence God assigned to us, to reach even to you. For we are not overextending ourselves, as though we did not reach you. For we were the first to come all the way to you with the gospel of Christ. We do not boast beyond limit in the labors of others. But our hope is that as your faith increases, our area of influence among you may be greatly enlarged, so that we may preach the gospel in lands beyond you, without boasting of work already done in another's area of influence.*

## Definition:

### Influence

1. A definitely bounded or fixed space within the limits of which one's power of influence is confined
2. One's sphere of activity

## Reflection:

- ✓ How do these definitions affect the way you view compassion, evangelism and influence?
- ✓ Is it possible to make a big difference in everyday living?



**Conclusion: You can reach people right in front of you through compassion and evangelism.**

1. Compassion helps restore dignity to the broken.
2. Evangelism brings good news to others.
3. Influence works when you are present in the places that need salt and light..

**This week:**

Ask God to give you opportunities to serve and share with others. (And, find someone to share your salvation story.)

**Looking Ahead:**

Read the resources located in the Appendix for continuing leadership education. Subscribe to Talking Donkey Press on YouTube for videos and additional resources.

**How Do We End This?**

- ✓ Prayer
- ✓ Commission - commit to daily following of the Holy Spirit's leading





## APPENDIX

# APPENDIX:



## APPENDIX

# Table of Contents - Appendix

|   |    |
|---|----|
| Jesus' Model of Leadership                          | 39 |
| Bible Study Examples                                | 43 |
| Personal Time Management Resource                   | 51 |
| Understanding Your Bible                            | 52 |
| Increasing Your Prayer Life                         | 54 |
| Paradox Small Group Leader Guide                    | 55 |
| Jesus Came to Serve (community service suggestions) | 70 |



## APPENDIX

# JESUS' MODEL OF LEADERSHIP

### Show

Jesus showed us step-by-step discipleship while working with his disciples. Shortly after calling them to follow him<sup>1</sup>, he went throughout the countryside preaching the Good News and healing people of disease. During that time, Jesus preached the Sermon on the Mount, healed a man with leprosy, healed a centurion's servant, healed Peter's mother-in-law, delivered people from demons, calmed a storm with words, cast a multitude of demons out of two people, healed a paralytic, confronted religious leaders, recruited a tax collector to join his team of disciples, hung out with "sinners", healed a woman when she touched his outer garment, raised a young girl from the dead, healed two blind men, and "went through all the towns and villages, teaching in their synagogues, preaching the good news of the kingdom and healing every disease and sickness."<sup>2</sup>

The greatest thing Jesus showed his disciples during his ministry immediately followed all of the signs and wonders. In verses 36-38 of Matthew 9, Jesus had compassion on the crowd of people because they were harassed like sheep without a shepherd. He instructed his disciples to **pray for workers to join the harvest** because of the great need. Jesus demonstrated (showed) what needed to be done but he told them why they needed to

---

<sup>1</sup> Matthew 4:22-23

<sup>2</sup> Matthew 9:35



## APPENDIX

bring other people on the Kingdom journey. Jesus accomplished phenomenal signs and wonders. But, He knew his physical (human) limitations and showed us the way of changing the world through **multiplication of laborers**.

Jesus first **showed** his disciples what the Kingdom looked like through his actions. When you bring someone along, you first need to show them what needs to be done, while at the same time explaining why. The work that you do for the Kingdom of God should do two things: advance the Kingdom, and motivate people to join the work of the Kingdom.

### **Work**

Jesus provided orientation before sending his disciples to minister. The second step in gathering people along for the ride is to **work** with them. It is your job to instruct, communicate expectations, provide training, and encourage others to do their very best. Simply sending people to go do stuff is not adequate and is a set-up for failure. Jesus took the time to carefully instruct his disciples after he showed them examples of Kingdom work. If we want to create workers that stick to the harvest, we'll need to **show** them good works and then **work** with them through good training.

Jesus communicated these things to the disciples:

- Who they were to work with (audience)
- What they were to say (message)
- What they were to do (action)
- What they were to take with them (supplies)
- What they were to expect (potential reaction from their audience)





## APPENDIX

- Encouragement that He was with them (power for accomplishing the task)

Jesus took the most time to discuss the last two points, as they were the most important for the disciples to internalize. They needed to know what to expect and why they were doing the tasks. And, they needed to know that Jesus would be with them through it all.

If you can communicate these things to people who you work with, you can accomplish the same things that Jesus did with his disciples. If you provide good training, people will gain confidence to do Kingdom **work** and come back excited about the opportunity that was given them.

### Replicate

Jesus wasted little time repeating the process with other people who came to hear him speak. It wasn't that Jesus suddenly had a new class of disciples; he simply repeated the message of the Kingdom to the hearers with the intention to build the Kingdom. Replication and discipleship stalls when people begin to protect their own interests. Only God provides the increase and growth in any person's life or project's process. As believers and followers of Christ, we must continue to seek out those who have not heard the Good News so they can hear and potentially be doers of the Word.

The process of discipleship sustains itself when people take action to reach others who are in need. **Discipleship is not sustained by what a person knows, it is by what a person does with that knowledge.** Those who know God's heart realize that with a great harvest, **many laborers** need to be developed. You can show someone what you do for the Kingdom of God and it doesn't have to be a ministry position. A life in the



## APPENDIX

marketplace or in a social sector carries just as much eternal significance as one in church ministry, when it is God's assignment. You simply need to determine what you can show someone else as an example of Kingdom work. Once you know that, you work with the people that God gives you. Finally, you replicate the process as God brings new people into your life.

Lean heavily on the Holy Spirit for direction, guidance, instruction and ultimately, empowerment. If you are willing to be a vessel that God works through, He will empower you to help others participate in the working of God's Kingdom on this earth.



## APPENDIX

# BIBLE STUDY SAMPLES

DOWNLOAD ADDITIONAL, FREE BIBLE STUDIES AT [TALKINGDONKEYPRESS.COM](http://TALKINGDONKEYPRESS.COM)



# APPENDIX



NEXT GEN

1/3/16

**Scripture:** See boxes for specific verses (ESV)

**Context:** Practical instruction for life.

|  |   |
|--|---|
| <p style="text-align: center;"><b><u>Community</u></b></p> <p><u>Scripture: James 3:1-18</u></p> <ul style="list-style-type: none"> <li>• What makes a good teacher?</li> <li>• Why do you think James discourages people from becoming teachers?</li> <li>• Have you ever been around someone who liked to hear himself or herself talk/teach?</li> <li>• What are some things of value a good teacher can bring to someone else?</li> </ul> <p><u>Application Point:</u></p> <ul style="list-style-type: none"> <li>➢ When gaining influence or a platform remember:             <ol style="list-style-type: none"> <li>1. God provides the platform.</li> <li>2. Every bit of influence is based upon our credibility (character) and God's ability (anointing)</li> </ol> </li> </ul>  | <p style="text-align: center;"><b><u>Personal Development</u></b></p> <p><u>Scripture: James 3:1-18</u></p> <ul style="list-style-type: none"> <li>• Why is it difficult to control our mouths?</li> <li>• If what we say is an indicator of our heart, what do we need to change first?</li> <li>• What type of damage can our words do to someone else?</li> <li>• How can damage be undone through poorly spoken words?</li> </ul> <p><u>Application Point:</u></p> <ul style="list-style-type: none"> <li>➢ Some tips to controlling what you say:             <ol style="list-style-type: none"> <li>1. Count to three (internally) before responding to someone.</li> <li>2. Work hard at putting good things in your life.</li> <li>3. Ask God to help you with any heart issues you may have (hurt, anger, bitterness, pain)</li> </ol> </li> </ul> |
| <p style="text-align: center;"><b><u>Spiritual Development</u></b></p> <p><u>Scripture: James 3:1-18</u></p> <ul style="list-style-type: none"> <li>• How can we get rid of jealousy?</li> <li>• What is selfish ambition and how can it damage other people?</li> <li>• What are the opposites of jealousy and selfish ambition and how can we practice them?</li> </ul> <p><u>Application Point:</u></p> <ul style="list-style-type: none"> <li>➢ The content of our hearts is important to God. Some tips to helping your heart:             <ol style="list-style-type: none"> <li>1. What you view or listen to fills your heart. (Good or Bad)</li> <li>2. God loves you but you need to constantly accept His love for you.</li> <li>3. If you've sinned or messed up, confess it to God. Keep short accounts, He wants to forgive us.</li> </ol> </li> </ul> | <p style="text-align: center;"><b><u>Leader Development</u></b></p> <p><u>Scripture: James 3:1-18</u></p> <ul style="list-style-type: none"> <li>• How can a leader be a peacemaker?</li> <li>• What is an example of overcoming conflict with peace?</li> <li>• Can people be in love with "drama"? How does that affect personal relationships?</li> <li>• If you were leading a group and conflict emerged, how would you deal with it?</li> </ul> <p><u>Application Point:</u></p> <ul style="list-style-type: none"> <li>➢ Peacemakers:             <ol style="list-style-type: none"> <li>1. Are unselfish.</li> <li>2. Care about others.</li> <li>3. Are able to handle conflict in a healthy way.</li> <li>4. Have vision for the future.</li> </ol> </li> </ul>   |



# APPENDIX



NEXT GEN

1/17/16

**Scripture:** See boxes for specific verses (ESV)

**Context:** Practical instruction for life.

|   |  |
|---|--|
| <p style="text-align: center;"><b><u>Community</u></b></p> <p><u>Scripture: James 4:1-17</u></p> <ul style="list-style-type: none"> <li>• What do you think it means “friendship with the world is enmity with God”?</li> <li>• How do we balance the task of reaching people with God’s love while living in this world?</li> <li>• What do you think is one of the hardest things to overcome in this world?</li> </ul> <p><u>Application Point:</u></p> <ul style="list-style-type: none"> <li>➢ Friendship with God includes:             <ol style="list-style-type: none"> <li>1. Surrender</li> <li>2. Continually learning about Him</li> <li>3. Doing things beyond ourselves</li> </ol> </li> </ul> | <p style="text-align: center;"><b><u>Personal Development</u></b></p> <p><u>Scripture: James 4</u></p> <ul style="list-style-type: none"> <li>• Why do you think God “yearns jealously over the spirit that He has made to dwell in us”?</li> <li>• Of our body, soul and spirit, what is most important?</li> <li>• What is your definition of humility?</li> <li>• How does grace help us when we are humble?</li> </ul> <p><u>Application Point:</u></p> <ul style="list-style-type: none"> <li>➢ Grace is: (def. blueletterbible.org)             <ol style="list-style-type: none"> <li>1. Of the merciful kindness by which God, exerting his holy influence upon souls, turns them to Christ, keeps, strengthens, increases them in Christian faith, knowledge, affection, and kindles them to the exercise of the Christian virtues</li> </ol> </li> </ul> |
| <p style="text-align: center;"><b><u>Spiritual Development</u></b></p> <p><u>Scripture: James 4</u></p> <ul style="list-style-type: none"> <li>• What is the best way to fight against the devil?</li> <li>• If we have the solution to keep the devil at bay, why do you think it is so tough to do so?</li> <li>• Why do you think it is difficult to submit to God?</li> </ul> <p><u>Application Point:</u></p> <ul style="list-style-type: none"> <li>➢ Write down some things you can submit to God this week:             <ol style="list-style-type: none"> <li>1. _____</li> <li>2. _____</li> <li>3. _____</li> </ol> </li> </ul>  | <p style="text-align: center;"><b><u>Leader Development</u></b></p> <p><u>Scripture: James 4</u></p> <ul style="list-style-type: none"> <li>• What do you think James is talking about in verses 13 - 16?</li> <li>• Is it wrong to plan ahead? How should we interpret the literal verse vs. what it means?</li> <li>• For a leader, how would you define verse 17 to someone else?</li> </ul> <p><u>Application Point:</u></p> <ul style="list-style-type: none"> <li>➢ Write down some things you can do to make better use of your time:             <ol style="list-style-type: none"> <li>1. _____</li> <li>2. _____</li> <li>3. _____</li> </ol> </li> </ul>  |



# APPENDIX



NEXT GEN

5/3/15

**Scripture:** See boxes for specific verses (ESV)

**Context:** The Revelation of Jesus Christ as seen through John.

|   |   |
|---|---|
| <p style="text-align: center;"><b><u>Community</u></b></p> <p><u>Scripture: Revelation 17:3-8 Admiration of the wrong thing</u></p> <ul style="list-style-type: none"> <li>• Why do people admire others who may be a negative influence?</li> <li>• How can you know if whom you admire is positive or negative for you?</li> <li>• Is it a good idea to limit our personal admiration of others? Why or why not?</li> </ul> <p><u>Application Point:</u></p> <ul style="list-style-type: none"> <li>➤ List some qualities that you admire. How could you incorporate them into your life?</li> <li>➤ _____</li> <li>➤ _____</li> <li>➤ _____</li> </ul>   | <p style="text-align: center;"><b><u>Personal Development</u></b></p> <p><u>Scripture: Revelation 18:4-5 Come out of Babylon</u></p> <ul style="list-style-type: none"> <li>• What do you think this passage means for us while we yet live in this world?</li> <li>• Is what we focus on important to our spiritual growth and development? How so?</li> <li>• How do you increase the strength of your own focus?</li> </ul> <p><u>Application Point:</u></p> <ul style="list-style-type: none"> <li>➤ Distractions keep us from fulfilling God's potential for us. What are some distractions that you need to address?</li> <li>➤ _____</li> <li>➤ _____</li> <li>➤ _____</li> </ul>  |
| <p style="text-align: center;"><b><u>Spiritual Development</u></b></p> <p><u>Scripture: Revelation 19:11-21 King of kings.</u></p> <ul style="list-style-type: none"> <li>• The picture of Jesus here is a bit different than that of Matthew. Who is the real adversary to Jesus in this passage?</li> <li>• How does this help us to differentiate between the sinner and the deceiver?</li> <li>• Is it difficult for you to see the holy side of God? Why or why not?</li> </ul> <p><u>Application Point:</u></p> <ul style="list-style-type: none"> <li>➤ Everything points to surrender to Jesus Christ. Is there something inside of you that rebels at that? Ask God to help you overcome that.</li> <li>➤ _____</li> <li>➤ _____</li> <li>➤ _____</li> </ul> | <p style="text-align: center;"><b><u>Leader Development</u></b></p> <p><u>Scripture: Revelation 20:11-15 Great Judgment</u></p> <ul style="list-style-type: none"> <li>• Of the books, which one seems to be most important?</li> <li>• What significance to the other books hold?</li> <li>• What characteristics do the people in verse 4 possess?</li> <li>• Do you ever fear judgment? Why or why not?</li> </ul> <p><u>Application Point:</u></p> <ul style="list-style-type: none"> <li>➤ Our leadership and influence will be recorded in the books but our commitment to Christ is recorded in the Book of Life. What would you want to have written about you?</li> <li>➤ _____</li> <li>➤ _____</li> <li>➤ _____</li> </ul> |



# APPENDIX



NEXT GEN

11/30/14

**Scripture:** See boxes for specific verses (NLT)

**Context:** The Life and Times of Jesus after the Sermon on the Mount..

|  |  |
|--|--|
| <p style="text-align: center;"><b><u>Community</u></b></p> <p><u>Scripture: Mt. 22:1-14 Called or Chosen?</u></p> <ul style="list-style-type: none"> <li>• What does this story tell us about God's invitation and humanity's reaction?</li> <li>• Do you think God chooses people or people become chosen because of their choice?</li> <li>• What would you tell someone who doesn't believe that God would ever choose them?</li> </ul> <p><u>Application Point:</u></p> <ul style="list-style-type: none"> <li>➢ As a group, how would you persuade someone of God's love and intentions towards humanity?</li> <li>➢ _____</li> <li>➢ _____</li> <li>➢ _____</li> </ul>   | <p style="text-align: center;"><b><u>Personal Development</u></b></p> <p><u>Scripture: Mt. 22:15-22 Making complex situations simple.</u></p> <ul style="list-style-type: none"> <li>• The Pharisees were always trying to complicate things by testing Jesus. Using Jesus' example, what approach can we take to simplify things in our lives when they become complicated?</li> <li>• Does it help to have a clear vision of where we are going? What happens if we have little or no vision?</li> </ul> <p><u>Application Point:</u></p> <ul style="list-style-type: none"> <li>➢ Provide ways to maintain a clear vision for our lives:</li> <li>➢ _____</li> <li>➢ _____</li> <li>➢ _____</li> </ul>              |
| <p style="text-align: center;"><b><u>Spiritual Development</u></b></p> <p><u>Scripture. Mt. 22:35-40 Above all, do this.</u></p> <ul style="list-style-type: none"> <li>• Jesus provided the simple solution for living life well. What makes these verses difficult for people to follow?</li> <li>• What are some internal struggles we face in loving God and loving our neighbor?</li> <li>• How can the Holy Spirit help us love God and our neighbor?</li> </ul> <p><u>Application Point:</u></p> <ul style="list-style-type: none"> <li>➢ Think about some ways you can adjust your perspective/mindset to embrace the Great Commandment. What things in your heart do you need to give the Holy Spirit access to?</li> </ul> | <p style="text-align: center;"><b><u>Leader Development</u></b></p> <p><u>Scripture: Matthew 22 Summary.</u></p> <ul style="list-style-type: none"> <li>• As a leader, how would this chapter help strengthen their influence?</li> <li>• In leadership, tough love is occasionally needed, how do you determine the differences of leadership that show great love or come across heavy-handed?</li> <li>• How would you conduct your leadership with someone who needed to grow?</li> </ul> <p><u>Application Point:</u></p> <ul style="list-style-type: none"> <li>➢ List three obstacles that would keep a leader from living the Great Commandment:</li> <li>➢ _____</li> <li>➢ _____</li> <li>➢ _____</li> </ul> |



# APPENDIX



NEXT GEN

5/28/17

**Scripture:** See boxes for specific verses (ESV)

**Context:** Life Hacks from the Book of Proverbs

|  |  |
|--|--|
| <p style="text-align: center;"><b><u>Community</u></b></p> <p><u>Scripture: Proverbs 11:12-14 Building Friendships and Influencing Others</u></p> <ul style="list-style-type: none"> <li>• Why do you think of people who belittle others and tear them down?</li> <li>• What do you think makes people unable to keep a confidence?</li> <li>• How have you included others in your decision making processes?</li> </ul> <p><u>Application Point:</u></p> <ul style="list-style-type: none"> <li>➢ Tips for Relationships:</li> <li>➢ Don't compare yourself to others; you are uniquely you.</li> <li>➢ If you can't keep secrets, don't listen for them.</li> <li>➢ Ask trusted people for their input before making major decisions.</li> </ul> | <p style="text-align: center;"><b><u>Personal Development</u></b></p> <p><u>Scripture: Proverbs 11:1-3 Creating Humility and Integrity</u></p> <ul style="list-style-type: none"> <li>• Do you think there is more temptation for wrongdoing when money is involved?</li> <li>• How does pride keep us from learning wisdom?</li> <li>• How can we make decisions where integrity leads us?</li> </ul> <p><u>Application Point:</u></p> <ul style="list-style-type: none"> <li>➢ Personal habit building exercises:</li> <li>➢ Pay attention to small details in money matters.</li> <li>➢ Never stop learning.</li> <li>➢ Make decisions based on doing the right thing even if it costs you.</li> </ul>                                |
| <p style="text-align: center;"><b><u>Spiritual Development</u></b></p> <p><u>Scripture: Proverbs 11:28-31 Developing a Strong Spiritual Life</u></p> <ul style="list-style-type: none"> <li>• What does trusting God with finances look like for you?</li> <li>• How important is it to work with your parents on life matters?</li> <li>• What does "capture souls" mean to you?</li> </ul> <p><u>Application Point:</u></p> <ul style="list-style-type: none"> <li>➢ Strong spiritual lives:</li> <li>➢ Trust God</li> <li>➢ Aren't always perfect but always learning</li> <li>➢ Respectful of existing authority</li> <li>➢ Are "others" focused</li> </ul>  | <p style="text-align: center;"><b><u>Leader Development</u></b></p> <p><u>Scripture: Proverbs 11:24-26 Giving Back Gives Credibility</u></p> <ul style="list-style-type: none"> <li>• What's the difference between a good/bad leader in terms of generosity?</li> <li>• How can a leader bring blessings?</li> <li>• Why do you think people become frustrated with leaders attempts at "damage control"?</li> </ul> <p><u>Application Point:</u></p> <ul style="list-style-type: none"> <li>➢ Leadership tips:</li> <li>➢ Be generous with knowledge, and responsibility</li> <li>➢ Look to elevate people who follow/work with you</li> <li>➢ Give people good information (good/bad news) and trust them to figure it out</li> </ul> |





# APPENDIX



NEXT GEN

6/4/17

**Scripture:** See boxes for specific verses (ESV)

**Context:** Life Hacks from the Book of Proverbs

|  |   |
|--|---|
| <p style="text-align: center;"><b><u>Community</u></b></p> <p><u>Scripture: Proverbs 12:13-19 How To Spot a Fool</u></p> <ul style="list-style-type: none"> <li>• What is your definition of a fool?</li> <li>• What role does someone’s speech play in defining them</li> <li>• When is it a good time to refrain from speaking?</li> </ul> <p><u>Application Point:</u></p> <ul style="list-style-type: none"> <li>➢ Tips for Avoiding Foolish Behavior:</li> <li>➢ Listen to older people’s advice</li> <li>➢ Ignore insults</li> <li>➢ Don’t always express everything you’re feeling</li> <li>➢ Don’t be offended by everything</li> </ul>      | <p style="text-align: center;"><b><u>Personal Development</u></b></p> <p><u>Scripture: Proverbs 12:10-12 Strengthening the Work Ethic</u></p> <ul style="list-style-type: none"> <li>• What has been the hardest job you’ve done?</li> <li>• How do you think God views work?</li> <li>• What is your dream job?</li> <li>• How can you improve your current work ethic?</li> </ul> <p><u>Application Point:</u></p> <ul style="list-style-type: none"> <li>➢ Being better in the workforce:</li> <li>➢ Be consistent</li> <li>➢ Be on time</li> <li>➢ Take care of your assets</li> <li>➢ Stay in your lane</li> </ul>   |
| <p style="text-align: center;"><b><u>Spiritual Development</u></b></p> <p><u>Scripture: Proverbs 12:1-3 Understanding Correction</u></p> <ul style="list-style-type: none"> <li>• What does discipline mean to you?</li> <li>• What is an example of God’s favor?</li> <li>• What’s the hardest part of learning a new behavior?</li> <li>• What do you think God want’s to do in your life this year?</li> </ul> <p><u>Application Point:</u></p> <ul style="list-style-type: none"> <li>➢ Traits of Disciplined Character:</li> <li>➢ Quick obedience</li> <li>➢ Favor of God – without gloating</li> <li>➢ Consistent in righteousness</li> </ul> | <p style="text-align: center;"><b><u>Leader Development</u></b></p> <p><u>Scripture: Proverbs 12:23-28 A Model to Lead</u></p> <ul style="list-style-type: none"> <li>• When does it benefit a leader to conceal knowledge?</li> <li>• Diligence can be associated with decisions. How do you obtain good decision-making ability?</li> <li>• How does worrying affect leadership?</li> </ul> <p><u>Application Point:</u></p> <ul style="list-style-type: none"> <li>➢ Leadership tips:</li> <li>➢ Knowing when to share information is just about as important as sharing the right information</li> <li>➢ Strive to make decisions effectively</li> <li>➢ Don’t worry about things you cannot control</li> </ul> |



# APPENDIX



## APPENDIX

# *TIME MANAGEMENT RESOURCE*

|          | Monday | Tuesday | Wednesday | Thursday | Friday |
|----------|--------|---------|-----------|----------|--------|
| 5:00 AM  |        |         |           |          |        |
| 6:00 AM  |        |         |           |          |        |
| 7:00 AM  |        |         |           |          |        |
| 8:00 AM  |        |         |           |          |        |
| 9:00 AM  |        |         |           |          |        |
| 10:00 AM |        |         |           |          |        |
| 11:00 AM |        |         |           |          |        |
| 12:00 PM |        |         |           |          |        |
| 1:00 PM  |        |         |           |          |        |
| 2:00 PM  |        |         |           |          |        |
| 3:00 PM  |        |         |           |          |        |
| 4:00 PM  |        |         |           |          |        |
| 5:00 PM  |        |         |           |          |        |
| 6:00 PM  |        |         |           |          |        |
| 7:00 PM  |        |         |           |          |        |
| 8:00 PM  |        |         |           |          |        |
| 9:00 PM  |        |         |           |          |        |
| 10:00 PM |        |         |           |          |        |
| 11:00 PM |        |         |           |          |        |



## APPENDIX

# UNDERSTANDING YOUR BIBLE

Activity: **Repetition** – intentional time management to read the Bible

What time of the day are you most alert?

What are you doing then?

When is the best time to 15 minutes out of your schedule?

Can you start with one chapter per day?

Teaching: **Context** – understanding what is meant at the time of the writing

Tools to help you study: [blueletterbible.org](http://blueletterbible.org) (see picture)

- Start with cross-referencing. (how one verse is related to other verses in the Bible)
- Review different versions. (wording might be a little different with each translation)
- Dictionaries (additional content related to the subject of the verse)
- Commentaries (what theologians think the verse means)

| English (NASB) [?] | Strong's | Root Form (Hebrew) |
|--------------------|----------|--------------------|
| Your word          | H565     | אִמְרָה 'imrah     |
| I have treasured   | H6845    | צָפַן tsaphan      |
| in my heart        | H3820    | לֵב leb            |
| That I may not sin | H2398    | חָטָא chata'       |
| against You        |          |                    |



## APPENDIX

Teaching: **Application** – applying Biblical principles to every-day life

Read:

*James 1:2 - But be doers of the word, and not hearers only, deceiving yourselves.*

Remember these points:

- ❖ All Biblical application should be in line with the fruit of the Holy Spirit and the love of God.
- ❖ Biblical application usually follows the principles of a story/teaching. (Example – trusting God when things are hard, obeying God when asked to do something difficult, or being brave)
- ❖ Bible application is not always following a literal outcome of a Bible story (Example - building an ark, killing a giant, or putting mud in someone's eyes)



## APPENDIX

# **INCREASING YOUR PRAYER LIFE**

*Luke 11:1-4* Now Jesus was praying in a certain place, and when he finished, one of his disciples said to him, “Lord, teach us to pray, as John taught his disciples.” And he said to them, “When you pray, say: “Father, hallowed be your name. Your kingdom come. Give us each day our daily bread, and forgive us our sins, for we ourselves forgive everyone who is indebted to us. And lead us not into temptation.” (ESV)

A Prayer Structure: topics of daily prayer:

**Hallowed be Your Name** – praise the name of Jesus

**Your Kingdom Come** – may your Kingdom be reflected on this earth (love, kindness, compassion, power, repentance)

**Give us Our Daily Bread** – thank you for your provision. Continue to provide for us.

**Forgive us Our Sins** – take account of your actions/attitudes and lack of trust.

**We Forgive Those Indebted to Us** – pray for anyone who has hurt you. Or, pray for your family/friends who need Jesus

**Lead us Not Into Temptation** – lead us in your ways, help us to follow you well. Replace my will with yours. I surrender my life to you.




# APPENDIX

---

## PARADOX

### SMALL GROUP LEADER GUIDE

---



# **APPENDIX**

## **LEADER GUIDE**

### **SESSION 1: WHAT I CAN DO**

Assignment prior to session – Read chapters 1-7

#### **Opening Questions:**

Where are you from and what makes that unique?

If you could vacation anywhere in the world, where would it be?

#### **Scripture Reading:**

Hebrews 11:1-6 (ESV, blueletterbible.org)

Now faith is the assurance of things hoped for, the conviction of things not seen. For by it the people of old received their commendation. By faith we understand that the universe was created by the word of God, so that what is seen was not made out of things that are visible. By faith Abel offered to God a more acceptable sacrifice than Cain, through which he was commended as righteous, God commending him by accepting his gifts. And through his faith, though he died, he still speaks. By faith Enoch was taken up so that he should not see death, and he was not found, because God had taken him. Now before he was taken he was commended as having pleased God. And without faith it is impossible to please him, for whoever would draw near to God must believe that he exists and that he rewards those who seek him.

#### **Discussion Questions:**

- What was your main takeaway from chapters 1-7?
- Is it hard for you to let go of things? Why or why not?
- Have you ever lost hope in a situation? How did you regain it?
- How can you live with the assurance that God has been where He's leading you?
- Are there times in your life when your belief is limited towards God? How can we get to the place of having unlimited belief in what God is doing?
- How do you manage your own tendencies to do your own thing and forget about following God? Are there things we can do to improve our ability to follow Him?
- What's the best way to manage our will and focus it towards submitting to the Holy Spirit?

Application Point: Write your action steps below.





# **APPENDIX**

## **LEADER NOTES:**

### **General recommendations for all sessions:**

Plan for an hour of group time including fellowship, snacks and discussion. Your guests can linger after the discussion for fellowship. Narrowing the time of the small group provides flexibility for those who have tighter schedules. If your structured group time consistently exceeds an hour, attendees may begin to feel a little worn out by the process.

### **Schedule Example:**

- 7pm – Guest Arrive
- 7pm – 7:15pm – Gather snacks, visit and gather in main room
- 7:15pm – Begin discussion (watch video if applicable, read scripture, go through questions)
- 7:45pm – Talk about action steps, what will each member do to apply this session’s discussion? Watch closing video, if applicable.
- 8:00pm – Close in prayer

During discussion times, try to encourage conversation for all. In most groups, you’ll have a dynamic of attendees that include, people who like to talk, people who like to listen and people who love to talk. Make sure that many voices are heard, not just one...and that includes the facilitator. J

Provide snacks and encourage your attendees to bring snacks. This is a subtle invitation for buy-in to the group. A successful small group provides opportunity for all people to participate.

As a facilitator, use your life experiences. Stories communicate life principles more effectively than trying to teach a list of points. Don’t be preachy.

Have fun. Being influential can be strengthened with humor. Laughter brings many people together.

### **Specific recommendations for Session 1:**

Go through the questions that are applicable. If you try to answer every discussion question with all of the attendees in your group, you’ll be in session for hours.

The goal of session 1 is to help people understand that actions matter. What we do to facilitate surrender to the Holy Spirit provides room for the Holy Spirit to work in us.

Make sure each attendee has a copy of the Student Guide. The box of action steps is for each attendee to actually write down what they will do. This can also provide a step of accountability for the group. You can determine if it is applicable for people to share what their next step will be.

Some other thoughts:

- Consider asking a member of the group to facilitate the next session
- Feel free to emphasize discussion on a certain chapter that speaks to you
- Keep the end goal in mind; a serving project or intentional influence. This is what you build towards.
- Above all, pray that God will help each attendee realize the importance of the Holy Spirit for his or her life.



# APPENDIX

## SESSION 2: WHAT GOD WILL DO

Assignment prior to session – Read chapters 8-15

### Opening Question:

What is your idea of a perfect job?

What has been your best experience this year?

### Scripture Reading:

Isaiah 26:3-4 (ESV)

*You keep him in perfect peace whose mind is stayed on you, because he trusts in you. Trust in the LORD forever, for the LORD GOD is an everlasting rock.*

### Discussion Questions:

- What was your main takeaway from chapters 8-15?
- If you could change one thing about your trust, what would it be?
- How can the Holy Spirit help you trust God for all He is worth?
- Describe some benefits you've experienced by completely trusting God.
- How would you encourage someone, who may be struggling with doubt, to trust the work of the Holy Spirit?

Application Point: Write your action steps in the boxes below.



# **APPENDIX**

## **LEADER NOTES:**

### **General recommendations for all sessions:**

Plan for an hour of group time including fellowship, snacks and discussion. Your guests can linger after the discussion for fellowship. Narrowing the time of the small group provides flexibility for those who have tighter schedules. If your structured group time consistently exceeds an hour, attendees may begin to feel a little worn out by the process.

### **Schedule Example:**

- 7pm – Guest Arrive
- 7pm – 7:15pm – Gather snacks, visit and gather in main room
- 7:15pm – Begin discussion (watch video if applicable, read scripture, go through questions)
- 7:45pm – Talk about action steps, what will each member do to apply this session’s discussion? Watch closing video, if applicable.
- 8:00pm – Close in prayer

During discussion times, try to encourage conversation for all. In most groups, you’ll have a dynamic of attendees that include, people who like to talk, people who like to listen and people who love to talk. Make sure that many voices are heard, not just one...and that includes the facilitator. J

Provide snacks and encourage your attendees to bring snacks. This is a subtle invitation for buy-in to the group. A successful small group provides opportunity for all people to participate.

As a facilitator, use your life experiences. Stories communicate life principles more effectively than trying to teach a list of points. Don’t be preachy.

Have fun. Being influential can be strengthened with humor. Laughter brings many people together.

### **Specific recommendations for Session 2:**

Go through the questions that are applicable. You may be able to hit every question in this session, if not, use the ones that apply.

The goal of session 2 is to help people see God’s involvement in everyday life. This session may be a little more introspective because it deals with our trust towards God. Trust is a deeply personal decision. Some people in your group may struggle with trust because of trauma or betrayal. Be sensitive to the needs of your group.

Make sure each attendee has a copy of the Student Guide. The box of action steps is for each attendee to actually write down what they will do. This can also provide a step of accountability for the group. You can determine if it is applicable for people to share what their next step will be. (Continued on next page)



## APPENDIX

### Other Thoughts:

1. Consider asking another (different) person to facilitate session 3.
2. This session may vary in length depending upon the depth of your discussion. Be prepared for these scenarios, ending early or going a little late.
3. Keep the end goal in mind; a serving project or intentional influence. This is what you build towards.
4. Continue to pray that God will help each attendee realize the importance of the Holy Spirit for his or her life.



# APPENDIX



# APPENDIX

## SESSION 3: WHAT I MUST OVERCOME

Assignment – Read chapters 16-22

### Opening Question:

- Describe a favorite childhood memory.
- What has been the greatest challenge that you have overcome?

### Scripture Reading:

Romans 8:8-14 (ESV)

*Those who are in the flesh cannot please God. You, however, are not in the flesh but in the Spirit, if in fact the Spirit of God dwells in you. Anyone who does not have the Spirit of Christ does not belong to him. But if Christ is in you, although the body is dead because of sin, the Spirit is life because of righteousness. If the Spirit of him who raised Jesus from the dead dwells in you, he who raised Christ Jesus from the dead will also give life to your mortal bodies through his Spirit who dwells in you. So then, brothers, we are debtors, not to the flesh, to live according to the flesh. For if you live according to the flesh you will die, but if by the Spirit you put to death the deeds of the body, you will live. For all who are led by the Spirit of God are sons of God.*

### Discussion Questions:

- What was your main takeaway from chapters 16-22?
- Why do you think it is hard to overcome “self”?
- Why do you think many people never tap into the fullness of God’s calling for them?
- How can we connect with the power of the Holy Spirit to overcome obstacles to surrender?
- Can surrender help us overcome sin? How?
- Describe how you would talk to someone trying to please God with his or her own efforts, rather than surrender.

Application Point: Write your action steps in the boxes below.



# APPENDIX

## LEADER NOTES:

### General recommendations for all sessions:

Plan for an hour of group time including fellowship, snacks and discussion. Your guests can linger after the discussion for fellowship. Narrowing the time of the small group provides flexibility for those who have tighter schedules. If your structured group time consistently exceeds an hour, attendees may begin to feel a little worn out by the process.

### **Schedule Example:**

- 7pm – Guest Arrive
- 7pm – 7:15pm – Gather snacks, visit and gather in main room
- 7:15pm – Begin discussion (watch video if applicable, read scripture, go through questions)
- 7:45pm – Talk about action steps, what will each member do to apply this session’s discussion? Watch closing video, if applicable.
- 8:00pm – Close in prayer

During discussion times, try to encourage conversation for all. In most groups, you’ll have a dynamic of attendees that include, people who like to talk, people who like to listen and people who love to talk. Make sure that many voices are heard, not just one...and that includes the facilitator. J

Provide snacks and encourage your attendees to bring snacks. This is a subtle invitation for buy-in to the group. A successful small group provides opportunity for all people to participate.

As a facilitator, use your life experiences. Stories communicate life principles more effectively than trying to teach a list of points. Don’t be preachy.

Have fun. Being influential can be strengthened with humor. Laughter brings many people together.

### Specific recommendations for Session 3:

Go through the questions that are applicable. These questions may be a little easier to discuss because of concrete examples of overcoming actions of self. Gauge the discussion and keep an eye on the clock.

The goal of session 3 is to help people overcome common obstacles. Everyone struggles in some way, helping people realize they are not alone in the struggle will help them see victory. Also, help people realize that God is available to help us through the work of the Holy Spirit. We are empowered by the Holy Spirit.

Make sure each attendee has a copy of the Student Guide. (download at [jasonmbachman.com](http://jasonmbachman.com)) The box of action steps is for each attendee to actually write down what they will do. This can also provide a step of accountability for the group. You can determine if it is applicable for people to share what their next step will be. (Continued on next page.)



## APPENDIX

### Other Thoughts:

1. You may want to discuss options of serving together. At some point, you'll need to identify the opportunity to serve as a group. Or, if you continue meeting, you can discuss how God uses each person in their daily lives. Influence is developed through work and serving. Actions need to accompany faith.
2. Use this session to encourage attendees of God's faithfulness and relational support. Overcoming obstacles is easier when people help us. By now, your group may be developing a deeper bond with one another.
3. Keep the end goal in mind; a serving project or intentional influence. This is what you build towards.
4. Continue to pray that God will help each attendee realize the importance of the Holy Spirit for his or her life





# APPENDIX



# APPENDIX

## SESSION 4: A DIFFERENT PERSPECTIVE

Assignment – Read chapters 23-30

### Opening Question:

- What is your proudest accomplishment?
- What would be the one thing in the world that you would change?

### Scripture Context:

1 Corinthians 13:8-13 (ESV)

*Love never ends. As for prophecies, they will pass away; as for tongues, they will cease; as for knowledge, it will pass away. For we know in part and we prophesy in part, but when the perfect comes, the partial will pass away. When I was a child, I spoke like a child, I thought like a child, I reasoned like a child. When I became a man, I gave up childish ways. For now we see in a mirror dimly, but then face to face. Now I know in part; then I shall know fully, even as I have been fully known. So now faith, hope, and love abide, these three; but the greatest of these is love.*

### Discussion Questions:

- What was your main takeaway from chapters 22-30?
- Are there some perspectives that shifted after reading this section?
- For you to make a great difference in the world, what inside of you needs to be adjusted?
- How does our perspective change towards people when we give all of our lives to God?
- What do you think of this statement? “The biggest challenge to changing the world is not outside of me, it is in me.”
- How would you encourage someone else to walk a journey of surrender?

Application Point: Write your action steps in the boxes below.



# **APPENDIX**

## **LEADER NOTES:**

### **General recommendations for all sessions:**

Plan for an hour of group time including fellowship, snacks and discussion. Your guests can linger after the discussion for fellowship. Narrowing the time of the small group provides flexibility for those who have tighter schedules. If your structured group time consistently exceeds an hour, attendees may begin to feel a little worn out by the process.

### **Schedule Example:**

- 7pm – Guest Arrive
- 7pm – 7:15pm – Gather snacks, visit and gather in main room
- 7:15pm – Begin discussion (watch video if applicable, read scripture, go through questions)
- 7:45pm – Talk about action steps, what will each member do to apply this session’s discussion? Watch closing video, if applicable.
- 8:00pm – Close in prayer

During discussion times, try to encourage conversation for all. In most groups, you’ll have a dynamic of attendees that include, people who like to talk, people who like to listen and people who love to talk. Make sure that many voices are heard, not just one...and that includes the facilitator. J

Provide snacks and encourage your attendees to bring snacks. This is a subtle invitation for buy-in to the group. A successful small group provides opportunity for all people to participate.

As a facilitator, use your life experiences. Stories communicate life principles more effectively than trying to teach a list of points. Don’t be preachy.

Have fun. Being influential can be strengthened with humor. Laughter brings many people together.

### **Specific recommendations for Session 4:**

This is a conclusion session. It may be a good time to use questions that help summarize the study. Use the questions listed but feel free to come up with some of your own that are applicable.

The goal of session 4 is to help people see God’s perspective. Seeing God’s perspective usually takes a lifetime, not four weeks. However, this session can help define what God sees in us and through us.

Make sure each attendee has a copy of the Student Guide. The box of action steps is for each attendee to actually write down what they will do. This can also provide a step of accountability for the group. You can determine if it is applicable for people to share what their next step will be. (Continued on next page.)



## APPENDIX

### Other thoughts:

1. You can finalize the details of your service project in this session. Or, provide details for ongoing meetings for your group.
2. Encourage others to consider leading a group of their friends through this study. Nothing builds leadership like helping other people.
3. Continue to pray that God will help each attendee realize the importance of the Holy Spirit for his or her life
4. God bless you on this journey!! May He work powerfully through you and your group for eternal significance.



# APPENDIX



# APPENDIX

## Jesus Came to Serve

### (Continued Service Opportunities for a Small Group)

Some of the best ways to increase your influence is to serve in places where no one else wants to go. You can make a difference in dark places if you are willing to shine your light. The Holy Spirit is the light in us and when we give room for the Spirit to work, great things can happen.

Here are some ideas for increasing your influence through service:

#### **Public Schools**

- Mentoring programs.
- Literacy development, reading programs.
- Betterment projects (painting, cleaning, building).
- Small outreach events (free haircuts, backpacks or shoes).

#### **Foster Care**

- Locate and serve group homes (if applicable) in your area.
- Take classes for respite care.
- Develop programs or training for youth who are aging out of the foster care system.

#### **Poverty**

- Work with a local urban church, assisting them in their mission of reaching people.
- Connect with a shelter or rescue mission and seek ways to serve.
- Find a food bank and help them secure quality, nutritious food.

#### **Marketplace**

- Do your job better than anyone else.
- Look for additional training to become a better employee.
- Build your management education so you can work better with other people.
- Begin developing that entrepreneurial idea you've been holding in your heart.

#### **Family**

- Establish a consistent devotional routine. (Prayer and Scripture reading)
- Spend quantity time with your family, reduce time watching TV, Netflix or Hulu.
- Find ways to serve together. (See options above)



## APPENDIX

Your small group can take any of these options and do a project once a month. As you enter into a life of service, serving becomes more natural and effective. God will work through you when you're willing to extend yourself in obedience to Him. He works powerfully through us to make a difference in the world around us. With that in mind, go change the world.



## **APPENDIX**

### **FILL IN THE BLANK ANSWERS**

**Having INFLUENCE in the world begins with KNOWING who God created me to be.**

**If EVERYONE does what God calls them to do, we can CHANGE the WORLD.**

**NEHEMIAH rebuilt an entire wall by convincing everyone to BUILD what was *in front of them*.**

**Leading my habits begins with my MIND**

**Leading in my workplace happens when I work for an AUDIENCE OF ONE.**

**Leading a Bible study is as simple as: Scripture LEADS, people READ and you facilitate DISCUSSION.**

**If any of these DEFINITIONS are missing in our lives, our trust is INCOMPLETE.**

**Reaching the poor is about helping others realize their God-given DIGNITY.**

**USE YOUR WORDS to reach unsaved people.**

**Influence works best in PROXIMITY AND PRESENCE.**









